





**Sherwins Area Recreation Plan  
Project # 19a Panorama  
CONCEPT: Recommendation  
for further study/assessment  
of Solitude Canyon and  
Panorama Dome areas.**

While no specific trail or facility recommendations are offered, further study of the Solitude Canyon and Panorama Dome areas should be undertaken to analyze opportunities for future trail access, connectivity, and development. Site-specific, community-based working groups should be formed to conduct these studies within the next 12 months.

Trail Alignment Study DRAFT 06/12/2018

-  SHARP ID #19a
-  SHARP Proposed Trails
-  INF Trails
-  Multi-Use Paths

