





Sherwins Area Recreation Plan
Project # 19c Panorama
CONCEPT: Recommendation
for further study/assessment
of Solitude Canyon and
Panorama Dome areas.

While no specific trail or facility
recommendations are offered,
further study of the Solitude
Canyon and Panorama Dome
areas should be undertaken to
analyze opportunities for future
trail access, connectivity, and
development. Site-specific,
community-based working groups
should be formed to conduct these
studies within the next 12 months.

Trail Alignment Study DRAFT 06/12/2018

-  SHARP ID # 19c
-  SHARP Proposed Trails
-  INF Trails
-  Multi-Use Paths

